





Symptom	Cause/remedy
Apple CarPlay cannot be available.	Connected iPhone may be unsupported model. Check the compatible model with Apple CarPlay.  P. 101
	Connected iPhone may be unsupported iOS version. Update the iPhone to the newer version.
	To use Apple CarPlay, a headset connection is necessary. Connect a paired headset.  P. 86
	When connecting your iPhone, if it is recognized as iPod, disconnect the USB cable once, enable the Apple CarPlay (  P. 80), and then reconnect the USB cable again.
	When a mobile network communication is unstable due to surrounding conditions or signal strength conditions, Apple CarPlay functions may not be available.
	When the paired headset connection is broken due to headset battery depletion or communication failure, Apple CarPlay cannot be used until the connection is restored.
	The screen will not switch to Apple CarPlay automatically, other than when the ignition switch is turned to OFF with Apple CarPlay is activated.
	Apple CarPlay cannot be available with USB connection via USB2 terminal (option). Check the USB connection, and then reconnect the USB cable via USB1 if necessary.
	Some USB cables may be incompatible with Apple CarPlay. Use certified cable to connect the iPhone.
	You have not agreed to enable Apple CarPlay. Reconnect the iPhone and enable to use CarPlay on the disclaimer screen.  P. 102
Apple CarPlay setting on your iPhone may be disabled. Disconnect iPhone and enable the Apple CarPlay setting on your iPhone.	