



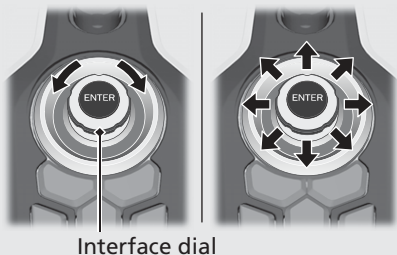
## Instruments *(Continued)*





### Basic Operations

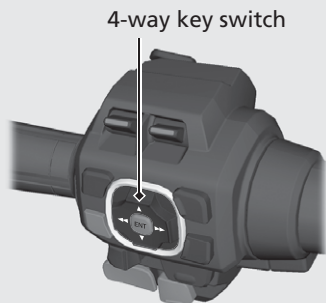
You can operate and set the various functions of your motorcycle using the interface dial and buttons on the center panel and/or switches on the left handlebar. However, you cannot operate some functions by the center panel switches/Interface dial while the motorcycle is in motion.

#### To Select a Desired Setting Menu


To operate with the interface dial on the center panel:  
Rotate  (Interface dial) or move  in the eight possible directions to select the available choices.



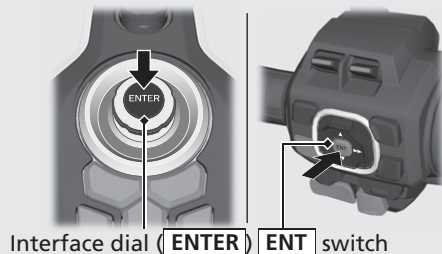
To operate with the 4-way key switch on the left handlebar:  
Press  /  /  /  to select the available choices. Some menus will only use the up and down function.





#### To Set Your Selection



To operate with the interface dial on the center panel:  
Press  (**ENTER**) to set your selection.

To operate with the 4-way key switch on the left handlebar:  
Press **ENT** switch located at the center of the 4-way key switch to set your selection.



#### To End the Setting Menu

To return the previous screen:  
Press  (Back) button on the center panel or  (Back) switch on the left handlebar.

To return to the Home screen:  
Press  (Home) button on the center panel or  (Home) switch on the left handlebar.

