

## Instruments *(Continued)*

### Tire Pressure Gauge [ ] FR/RR

GL1800/D/DA

Displays tire pressure for the selected tire. The system does not monitor the tire pressure at speed below about 16 mph (25 km/h). “---” is displayed until the specified speed is reached.

**Display range:** 0 to 59 PSI (0 to 405 kPa)


Always use the recommended front/rear tires to ensure correct the tire pressure reading.


The indicated tire pressures may fluctuate when riding because the tire pressure varies according to the temperature. The tire pressure shown on the display may be slightly different from the actual tire pressure as measured by a tire gauge. If there is a significant difference between the two values, or if the low tire pressure indicator and TPMS indicator do not go off after you have inflated the tire to the specified pressure, have the system checked by a dealer.

When “---” is displayed except for the above-mentioned cases, go to your dealer for service.


### Fuel Gauge

Remaining fuel when only 1st (E) segment starts flashing: approximately 0.92 US gal (3.5 liters)

At the same time, the low fuel indicator comes on.  P. 44



1st (E) segment

**If the fuel gauge flashes in a repeat pattern or turns off:**  P. 183