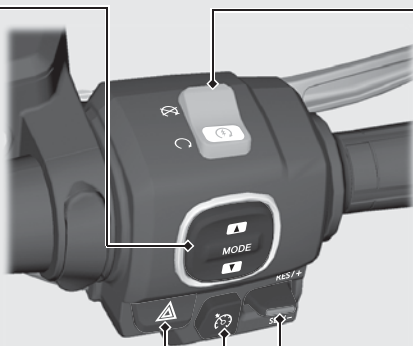


MODE button


Changes the riding mode. ➔ P.120


**Hazard switch**

Switchable when the ignition switch is ON. Can be turned off regardless of the ignition switch position.

- ▶ The signals continue flashing with the ignition switch in OFF or **L** (Lock) after the hazard switch is on.

Engine stop switch/ Start button

Should normally remain in the  (Run) position.

- ▶ In an emergency, switch to the  (Stop) position to stop the engine.
- ▶ Press the start button to start the engine. ➔ P.112

Cruise control lever

Push up or down to set the speed or adjust the set speed.

➔ P.123

Cruise control main switch

Press to activate the cruise control system. ➔ P.123