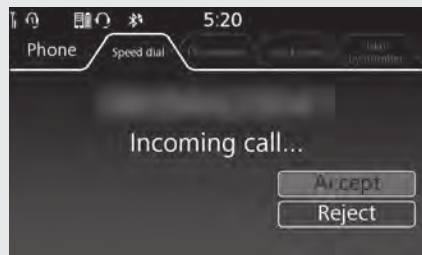


## Receiving a Call

When there is an incoming call, an audible notification sounds and the Incoming Call screen appears.




## Ring Tone


If the connected mobile phone supports "in band ring tone", the ring tone stored on the phone sounds automatically while receiving a call automatically.

If "in band ring tone" is not supported, the ring tone stored in the audio system sounds.

## To Receive a Call

When a call comes in, press  switch on the left handlebar to receive the call.


- ▶ The same action can be done by selecting [Accept] on the screen.



**To adjust the phone volume:** ➔ P. 71


**To enable/disable a call with passenger's headset:** ➔ P. 90

## To Reject a Call

When a call comes in, press and hold  switch on the left handlebar to reject a call.

- ▶ The same action can be done by selecting [Reject] on the screen.

## To End a Call

While talking, press and hold  switch on the left handlebar to end the call.

- ▶ The same action can be done by selecting [End call] on the screen.

