
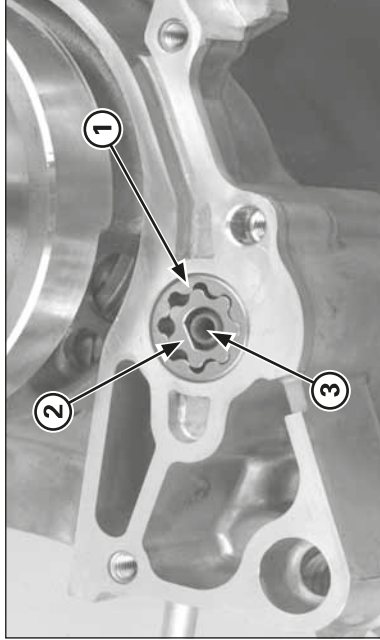


## Engine servicing



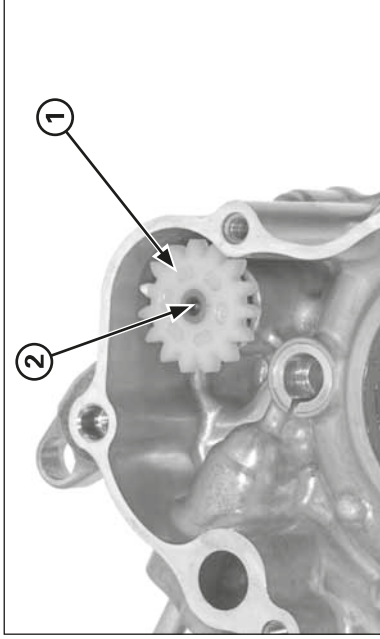
(1) ONE-WAY REED VALVE  
(2) GASKET  
(3) DOWEL PINS



(1) OUTER ROTOR  
(2) INNER ROTOR  
(3) OIL PUMP SHAFT

Remove the one-way reed valve, gasket and dowel pins.

Remove the oil pump shaft, outer and inner rotors.



(1) DRIVEN GEAR  
(2) OIL PUMP SHAFT



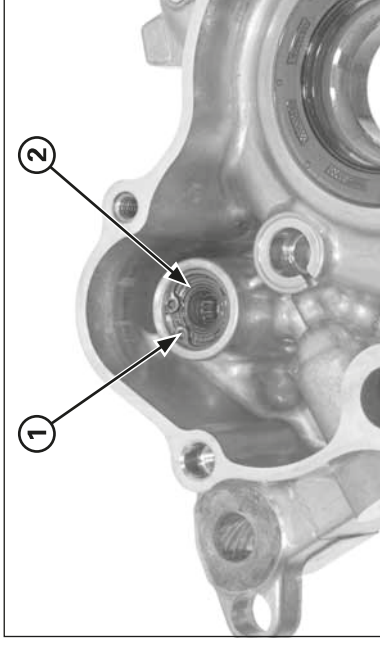
(1) ONE-WAY REED VALVE

### Inspection

Check the oil pump driven gear for wear or damage.

Check the oil pump shaft for wear or damage.

Check the one-way reed valve for damage, replace if necessary.



(1) SNAP RING  
(2) OIL SEAL



Check the oil pump shaft oil seal in the left crankcase for damage or deterioration, replace if necessary.

Temporarily install the oil pump shaft, inner and outer oil pump rotors into the right crankcase.

Measure the oil pump tip clearance.

**Service limit: 0.20 mm (0.008 in)**