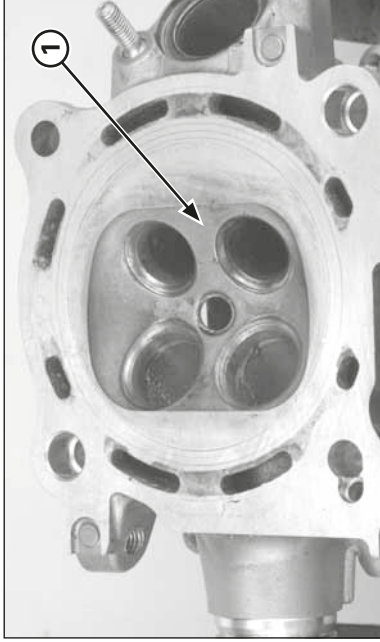


## Engine servicing



(1) COMBUSTION CHAMBER

### Cylinder Head Inspection

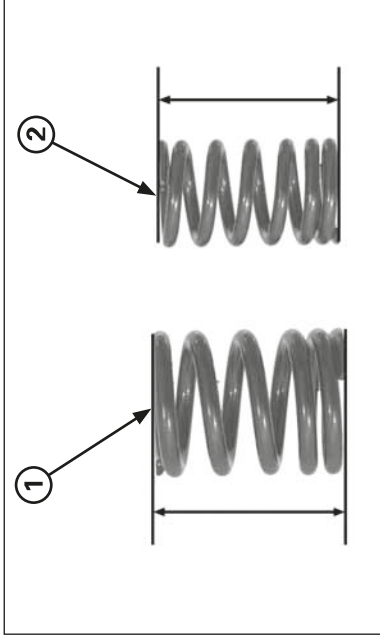
#### Cylinder Head

Remove the carbon deposits from the combustion chamber or exhaust port.  
Use care not to scratch the combustion chamber or the head gasket surface.

Check the spark plug hole and valve area for cranks.

Check the cylinder head for warpage with a straight edge and feeler gauge.

**Service limit: 0.05 mm (0.002 in)**



(1) OUTER VALVE SPRING  
(2) INNER VALVE SPRING

#### Valve spring

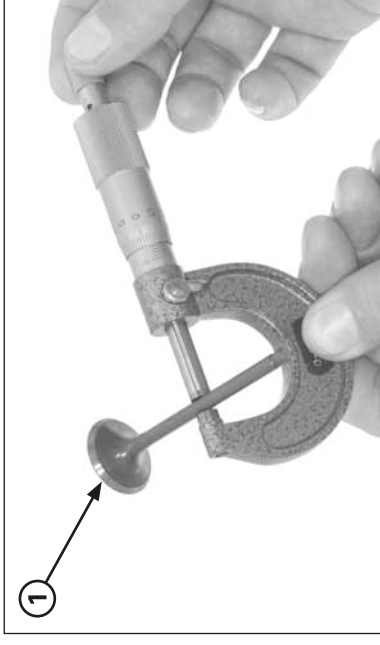
Check the valve springs for fatigue or damage.

Measure the free length of the intake and exhaust valve springs.

**Service limits:**

**Inner: 24.9 mm (0.98 in)**

**Outer: 27.6 mm (1.09 in)**



(1) VALVE

#### Valve/Valve Guide

Inspect each valve for out-of-round, burns, scratches or abnormal stem wear.

Check the valve movement in the guide.  
Measure and record the valve stem O.D.

**Service limits:**

**IN: 4.470 mm (0.1760 in)**

**EX: 4.460 mm (0.1756 in)**