

2ED

- (1) BOLT
- (2) SPEED SENSOR
- (3) SPEED SENSOR BRACKET

Rear Brake Pad Replacement

Clean the brake disc with a high quality degreasing agent if they are contaminated with oil or grease. Replace the pads if they are contaminated.

NOTICE



Before replacing the rear brake pads, remove the speed sensor.
The speed sensor may be damaged if struck or pulled.

Speed sensor removal (2ED)

Remove the following:


- Speed sensor bolt
- Remove the sensor from the sensor mount.

Detach the speed sensor from the rear brake calliper for easier removal.



- (1) BRAKE PADS
- (2) PAD PIN

Remove the pad pin and brake pads.
 Clean the brake calliper inside especially around the caliper pistons.



- (1) CALIPER PISTON

Remove the rear wheel (page 5-15)
 Push the piston all the way in to allow installation of new brake pads.
 Check the brake fluid level in the reservoir as this operation causes the level to rise.