


Basic Operation Flow

Pre-ride Inspection P. 40

Carefully inspect your motorcycle to make sure that it is safe to ride.



Acceleration

Apply throttle gradually.
Obey the speed limit.








Shift change P. 31

Starting the Engine P. 29

Start and warm the engine.
Avoid revving the engine.



How to use basic features.

- Instruments  P. 20
- Indicators  P. 25
- Switches  P. 26
- Steering Lock  P. 27
- Retractable Ignition Key  P. 28



Starting the Motorcycle

Before pulling away, indicate your direction with the turn signal switch, and check for oncoming traffic.