



Indicators

If one of these indicators does not come on when it should, have your dealer check for problems.


PGM-FI (Programmed Fuel Injection) malfunction indicator lamp (MIL)

Comes on briefly when the ignition switch is turned on with the engine stop switch in the  (Run) position.

If it comes on while engine is running: 

 **Left turn signal indicator**

 **High beam indicator**

 **ABS (Anti-lock Brake System) indicator**

GROM125A only

Comes on when the ignition switch is turned on.

Goes off when your speed reaches approximately 6 mph (10 km/h)

If it comes on while riding:



 **Neutral indicator**

Comes on when the transmission is in Neutral.

 **Right turn signal indicator**

