

## Instruments *(Continued)*

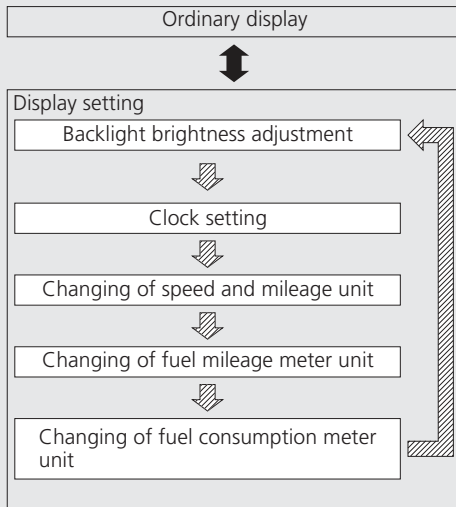
### Display Setting


You can adjust the display settings.


- Backlight brightness adjustment
- Clock setting
- Changing of speed and mileage unit
- Changing of fuel mileage meter unit
- Changing of fuel consumption meter unit

In addition, to return to the ordinary display at display setting:

- The A button and/or the B button is not pressed for about 30 seconds
  - Turn the ignition switch off and then on
- Each setting will be cancelled if the A button is not pressed.



 Press and hold the A button and the B button

 Press the A button