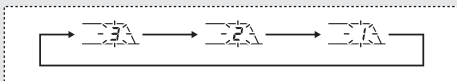


1 Backlight brightness adjustment:

You can adjust the brightness three levels.

- 1a Turn the ignition switch to ON.
- 1b Press and hold the A button and B button until the minute digit displays the brightness level.
- 1c Press the B button. The brightness is switched.



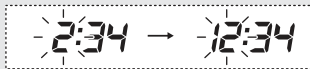
- 1d Press the A button. The backlight is set, and then the display moves to the clock setting.

2 Clock setting:

- 2a After backlight brightness adjustment, the hour digits start flashing.

- 2b Press the B button until the desired hour is displayed.

▶ Press and hold to advance the hour fast.

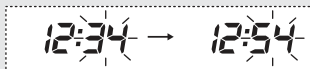


- 2c Press the A button. The minute digits start flashing.



- 2d Press the B button until the desired minute is displayed.

▶ Press and hold to advance the minute fast.



- 2e Press the A button. The clock is set, and then the display moves to the changing of speed and mileage unit.