
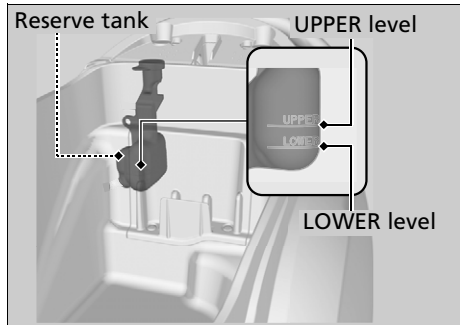


Checking the Coolant


Check the coolant level in the reserve tank while the engine is cold.

1. Place your scooter on its center stand on a firm, level surface.
2. Open the seat.  P. 37
3. Check that the coolant level is between the UPPER level and LOWER level marks in the reserve tank.



If the coolant level is dropping noticeably or the reserve tank is empty, you likely have a serious leak. Have your scooter inspected by your dealer.

Adding Coolant

If the coolant level is below the LOWER level mark, add the recommended coolant ( P. 55) until the level reaches the UPPER level mark.

Add fluid only from the reserve tank cap and do not remove the radiator cap.