

Clip Removal

Clip removal and installation:

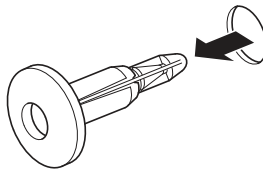
Removal

1. Press down on the center pin to release the lock.
2. Pull out the clip of the hole.

1

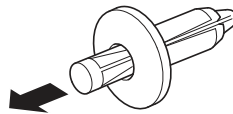



2



Installation

1. Push the bottom of the center pin.



2. Insert the clip into the hole.
3. Press down on the center pin to lock the clip.