








Quick Reference

These symbols are used in Controls & Features section:

SYMBOL	COMPONENT	SEE PAGE
	choke knob	17
I	ON — ignition switch	18
○	OFF — ignition switch	18
	START button	19
	RUN — engine stop switch	19
	OFF — engine stop switch	19
	ON — headlight switch	20
•	OFF — headlight switch	20
	HI — headlight dimmer switch	20
	LO — headlight dimmer switch	20
R	reverse selector knob	23
PKB ↑	lock lever — parking brake	26