





# Quick Reference

---

These symbols are used in Controls & Features section:

<b>SYMBOL</b>	<b>COMPONENT</b>	<b>SEE PAGE</b>
q	ON — ignition switch	34
w	OFF — ignition switch	34
	2WD/4WD select lever	35
o	START button	36
e	RUN — engine stop switch	36
r	OFF — engine stop switch	36
y	ON — headlight switch	37
t	OFF — headlight switch	37
u	HI — headlight dimmer switch	37
i	LO — headlight dimmer switch	37
	upshift switch — gearshift switch	39
	downshift switch — gearshift switch	39
	P/R lever: P - parking brake R - riding in reverse	41