

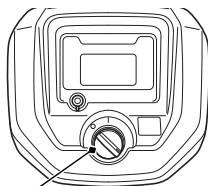
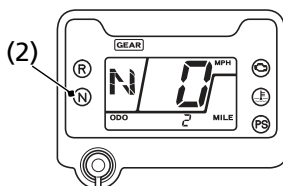
# Starting & Stopping the Engine

Always follow the proper starting procedure described below.

For your safety, avoid starting or operating the engine in an enclosed area such as a garage. Your ATV's exhaust contains poisonous carbon monoxide gas which can collect rapidly in an enclosed area and cause illness or death.

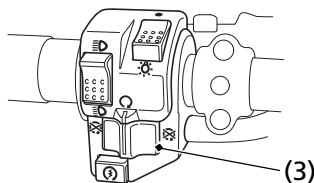
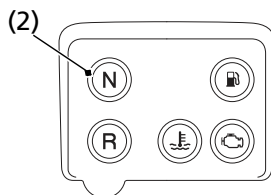
## Preparation

(TRX420FM1/FM2)



- (1) ignition switch
- (2) neutral indicator

(TRX420TM1)



- (3) engine stop switch

1. Before starting, select a level surface and lock the parking brake (page 41).
2. Turn the ignition switch (1) to ON (q).