









Quick Reference

These symbols are used in Controls & Features section:

SYMBOL	COMPONENT	SEE PAGE
I	ON — ignition switch	34
O	OFF — ignition switch	34
	2WD/4WD select lever	35
	START button	36
	RUN — engine stop switch	36
	OFF — engine stop switch	36
	ON — headlight switch	37
•	OFF — headlight switch	37
	HI — headlight dimmer switch	37
	LO — headlight dimmer switch	37
	P/R lever: P — parking brake R — riding in reverse	41