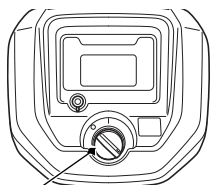
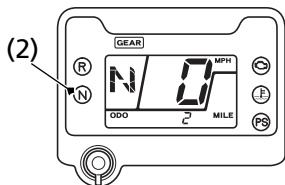


Starting & Stopping the Engine

Preparation

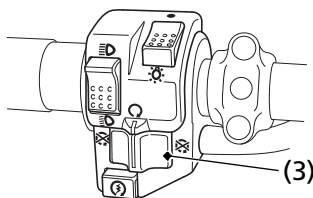
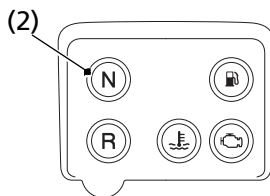
(TRX420FM1/FM2)



(1)

- (1) ignition switch
- (2) neutral indicator

(TRX420TM1)



(3)

- (3) engine stop switch

1. Before starting, select a level surface and lock the parking brake (page 41).
2. Turn the ignition switch (1) to ON (q).