

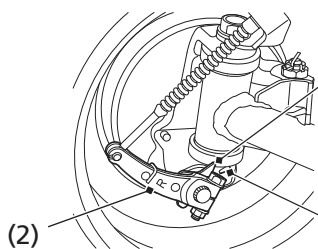
Brakes

Brake Shoe Wear

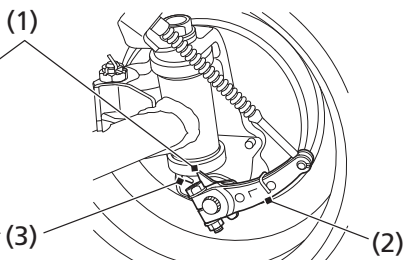
Refer to *Safety Precautions* on [page 84](#).

The front and rear brakes are equipped with external brake wear indicators that let you check brake wear without disassembly. Application of the brake control (lever or pedal) causes the arrow on the brake arm to move toward a reference mark on the brake panel.

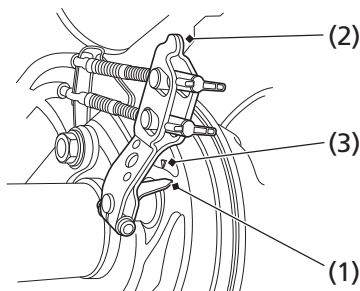
RIGHT FRONT



LEFT FRONT



REAR



(1) arrow

(2) brake arm

(3) reference mark