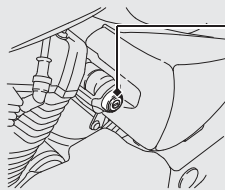
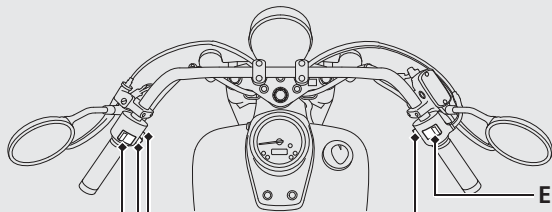




Switches



Engine stop switch

Should normally remain in the  (Run) position.

► In an emergency, switch to the  (Off) position (the starter motor will not operate) to stop the engine.

Start button



Headlight turns off when operating the starter motor.

Horn button

Turn signal switch

► Pressing the switch turns the turn signal off.

Headlight dimmer switch

- : High beam
- : Low beam