




Items	Pre-ride Check P. 41	Odometer Reading*1								Annual Check	Regular Replace	Refer to page	
		x 1,000 km	1	4	8	12	16	20	24				
		x 1,000 mi	0.6	2.5	5	7.5	10	12.5	15				
Engine Idle Speed			I	I	I	I	I	I	I	I		-	
Secondary Air Supply System*2						I				I	I	-	
Secondary Air Supply Pair Filter*5										R		3 Years	-
Drive Chain*4		I	Every 1,000km(600mi): I L										72
Drive Chain Slider				I	I	I	I	I	I				75
Brake Fluid*5 (Except XL125LEK)		I		I	I	I	I	I	I	I		2 Years	61
Brake Shoes Wear (XL125LEK Only)		I		I	I	I	I	I	I	I			68
Brake Shoes/Pads Wear (Except XL125LEK)		I		I	I	I	I	I	I	I			62, 68
Brake System		I	I	I	I	I	I	I	I	I			61
Brakelight Switch				I	I	I	I	I	I	I			69
Headlight Aim				I	I	I	I	I	I	I			81
Lights/Horn		I											-
Clutch System		I	I	I	I	I	I	I	I	I			76

Notes:

- *1 : At higher odometer reading, repeat at the frequency interval established here.
- *2 : Service more frequently when riding in unusually wet or dusty areas.
- *3 : Service more frequently when riding in rain or at full throttle.
- *4 : Service more frequently when riding OFF-ROAD.
- *5 : Replacement requires mechanical skill.