











## Maintenance Schedule

Items		Frequency	Odometer Reading *1							Refer to page		
			× 1,000 mi	0.6	4	8	12	16	20		24	
			× 1,000 km	1.0	6.4	12.8	19.2	25.6	32.0		38.4	
Emission-related Items	Fuel Line					I		I		I	–	
	Fuel Strainer Screen				C	C	C	C	C	C	–	
	Throttle Operation					I		I		I	74	
	Carburetor Choke					I		I		I	–	
	Air Cleaner *2						R			R	58	
	Spark Plug				I	R	I	R	I	R	59	
	Valve Clearance			I	I	I	I	I	I	I	–	
	Engine Oil				Initial = 600 mi (1,000 km) or 1 month: R Regular = Every 2,000 mi (3,200 km) or 6 months: R						R	52
	Engine Oil Filter			R		R		R		R	54	
	Engine Idle Speed			I	I	I	I	I	I	I	57	
Secondary Air Supply System					I		I		I	–		
Evaporative Emission Control System *3						I			I	–		

### Maintenance Level

 : Intermediate. We recommend service by your dealer, unless you have the necessary tools and are mechanically skilled. Procedures are provided in an official Honda Service Manual (P. 107).

 : Technical. In the interest of safety, have your motorcycle serviced by your dealer.

### Maintenance Legend

I : Inspect (clean, adjust, lubricate, or replace, if necessary)  
 C : Clean  
 L : Lubricate  
 R : Replace