

## Starting the Engine *(Continued)*

- 6 Press the start button with the throttle completely closed.
  - ▶ Do not open the throttle when starting the engine with the choke on. This will lean the mixture, resulting in hard starting.
- 7 Immediately after the engine starts, push the choke lever forward to the halfway position.
- 8 About a half minute after the engine starts, push the choke lever forward all the way to fully off.
- 9 If idling is unstable, open the throttle slightly.



## High Air Temperature 35°C (95°F) or Above:


- 1 Do not use the choke.
- 2 With the throttle slightly open (less than 1/8 in), press the start button.

## Low Air Temperature 10°C (50°F) or Below:

- 1 Follow steps 1-6 under Normal Air Temperature.
- 2 Warm up the engine by opening and closing the throttle slightly.
- 3 Continue warming up the engine until it runs smoothly and responds to the throttle when the choke lever is at fully off.

## If the engine does not start:

- 1 Press the engine stop switch to the off  position.
- 2 Push the choke lever down all the way to fully off.
- 3 Open the throttle fully.
- 4 Press the start button for 5 seconds.
- 5 Wait 10 seconds, then press the engine stop switch to the RUN  position.
- 6 Follow steps 1-2 under High Air Temperature.

**If Engine Will Not Start**  P.84