








Maintenance Schedule


Maintenance

Items	Pre-ride Check ➔ P. 37	Frequency *1											Annual Check	Regular Replace	Refer to page	
		x 1,000 km	x 1,000 mi	1	6	12	18	24	30	36						
				0.6	4	8	12	16	20	24						
Fuel Line				I	I	I	I	I	I	I	I	I	I			-
Fuel Level	I															-
Throttle Operation		I		I	I	I	I	I	I	I	I	I	I			68
Air Cleaner *2																47
Crankcase Breather *3																69
Spark Plug																51
Valve Clearance																-
Engine Oil		I		R	R	R	R	R	R	R	R	R	R			53
Engine Oil Strainer Screen																-
Engine Oil Centrifugal Filter																-
Engine Idle Speed				I	I	I	I	I	I	I	I	I	I			-
Drive Chain		I		Every 500 km (300 mi):												64

Maintenance Level

 : Intermediate. We recommend service by your dealer, unless you have the necessary tools and are mechanically skilled.

Procedures are provided in an official Honda Shop Manual.

 : Technical. In the interest of safety, have your motorcycle serviced by your dealer.

Maintenance Legend

I : Inspect (clean, adjust, lubricate, or replace, if necessary)

R : Replace

C : Clean

L : Lubricate