

Indicators

If one of these indicators does not come on when it should, have your dealer check for problems.

Monkey125A only


ABS (Anti-lock Brake System) indicator

Comes on when the ignition switch is turned to the ON position.

Goes off when your speed reaches approximately 6 mph (10 km/h).


If it comes on while riding:

 **P.81**

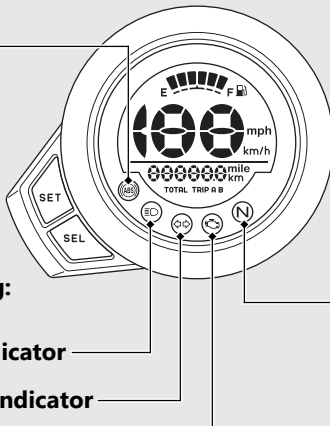
 **High beam indicator**

 **Turn signal indicator**

 **PGM-FI (Programmed Fuel Injection) malfunction indicator lamp (MIL)**

Comes on briefly when the ignition switch is turned to the ON position with the engine stop switch in the  (Run) position.

If it comes on while engine is running:  **P.80**



 **Neutral indicator**

Comes on when the transmission is in Neutral.