


When the parts were revised



Be sure to check the serial number!!



Ref. No.	Part No.	Description	Reqd. QTY		Serial No.
			CB400	SFX SFY	
1	45156-MCE-000	CLAMPER, R. FR. BRAKE HOSE	1	1	
2	45157-MCE-000	CLAMPER, L. FR. BRAKE HOSE	1	1	
3	61100-MCE-000ZA	FENDER COMP., FR. *NH411M*FORCE SILVER METALLIC	1	1	31,4J
4	61100-MCE-000ZB	*PB284C*...CANDY PHOENIX BLUE	1	1	J,2J
6	61101-MCE-000	PLATE, FR. FENDER (###)	2	2	1008000
6	61101-MCE-010	2	2	1008000
5	61102-MCE-300	CUSHION, FR. FENDER (BLACK)	2	2	1008000
6	61105-MCE-000	STAY, FR. FENDER MOUNTING	2	2	
7	61107-M67-000	COLLAR (6.5)	4	4	
8	96001-06020-00	BOLT, FLANGE, 6X20	4	4	

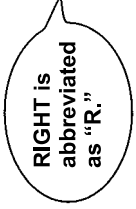
The number has been used from the initial model without revision.

When shown at the left side, it is applicable to the models of No.1008001 and the up to No.1008000.


When shown at the right side, it is applicable to the models of No.1008001 and the up to No.1008000.

The parts listed with "###" at the end of the parts name have limited supply period (parts not for sale).

Abbreviations used in the parts catalogue



RIGHT is abbreviated as "R."



"L." stands for LEFT

* "L." or "R." in the description of a part stands for the LEFT hand side or the RIGHT hand side. Determine the left or right as if you were in the motorcycle seat.

• The following abbreviations are used in this parts catalogue.

A	Ampere	L	Left
ABS	Anti-lock brake system	L (100L)	Link (100 Links)
A.C.	Alternating current	L.E.D.	Light emitted diode
A.M.	Attaching mark	MM	Millimeter
ASSY.	Assembly	MPH	Miles per hour
C.D.I.	Capacitive discharge ignition	R	Right
COMP.	Complete	RR	Rear
CP.	Candle power	STD.	Standard
D.C.	Direct current	T (22T)	Tooth (22 Teeth)
EX.	Exhaust	TCS	Traction control system
FR.	Front	T.M.	Transcript mark
G	Gram	V	Volt
HEX.	Hexagonal	W	Watt
IN.	Inlet	WL	With labelling
KPH	Kilometers per hour	WOL	Without labelling