




Remove and clean the oil filter screen.
Install the oil filter screen, right crankcase gasket and cover, kick starter pedal, muffler and footpegs/side stand assembly.
Fill the crankcase with the recommended engine oil.
Start the engine and let it idle for 2-3 minutes.
Stop the engine and check the oil level with the motorcycle upright.
Make sure that there are no oil leaks.




FILTER SCREEN

CENTRIFUGAL OIL FILTER CLEANING

Drain the engine oil (page 2-2).

Remove the right crankcase cover (page 2-2).
Remove the clutch lever, cam and outer cover.



CLUTCH LEVER


CLUTCH CAM

Clean the clutch outer cover and inside of the clutch outer using a clean lint-free cloth.

NOTE

- Do not allow dust and dirt to enter the crankshaft oil passage.
- Do not use compressed air.

Install the clutch outer cover, cam and lever.
Install the right crankcase cover, kick starter pedal, muffler and foot pegs/side stand assembly.
Fill the crankcase with the recommended engine oil (page 2-2).



CLUTCH OUTER