


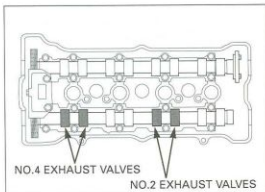
Turn the crankshaft clockwise 1/2 turn (180°), align the index line on the ignition pulse generator rotor so that it is facing up as shown.



Check the valve clearance for the No.2 and No.4 cylinder exhaust valves using a feeler gauge.

VALVE CLEARANCE:

EX: 0.25 ± 0.03 mm (0.010 ± 0.001 in)



NO.4 EXHAUST VALVES

NO.2 EXHAUST VALVES

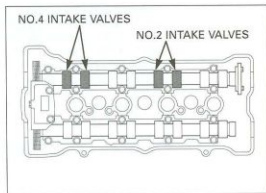
Turn the crankshaft clockwise 1/2 turn (180°), align the "T" mark on the ignition pulse generator rotor with the index mark on the right crankcase cover.



Check the valve clearance for the No.2 and No.4 cylinder intake valves using a feeler gauge.

VALVE CLEARANCE:

IN: 0.16 ± 0.03 mm (0.006 ± 0.001 in)



NO.4 INTAKE VALVES

NO.2 INTAKE VALVES