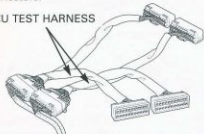


Disconnect the ECM connectors.  
Connect the test harness to the wire harness connectors.

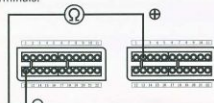
ECU TEST HARNESS



Measure the resistance at the test harness terminals.

Out of range

- Open circuit in Black/White and/or Pink/Black wire



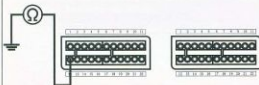
Connection: A12 (-) - B2 (+)  
Standard: 9 - 15 (20°C/68°F)

Normal

Continuity

- Short circuit in Pink/Black wire

Check for continuity between the test harness terminal and ground.



Connection: A12 - Ground  
Standard: No continuity

No continuity

- Replace the ECM with a new one, and inspect it again