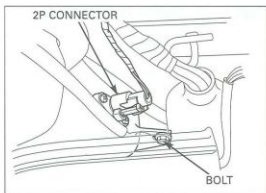


## FUEL SYSTEM (Programmed Fuel Injection)

Remove the IAT sensor 2P connector.

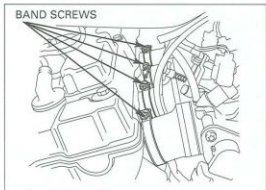
Remove the air cleaner housing mounting bolt.



Loosen the insulator band screws (cylinder head side).  
Disconnect the throttle body from the cylinder head.  
Remove the air cleaner housing/throttle body from the left side of the frame.


### NOTE:

Seal the cylinder head intake ports with tape or a clean cloth to keep dirt and debris from entering the intake ports after the throttle body has been removed.



## DISASSEMBLY

Remove the vacuum tube from the one-way valve.



Remove the screws from the air cleaner housing and separate the housing.

