


FUEL SYSTEM (Programmed Fuel Injection)

Route the throttle body sub-harness properly and connect the injector connectors and TP sensor connector.

Install the throttle body to the air cleaner case (page 5-55).

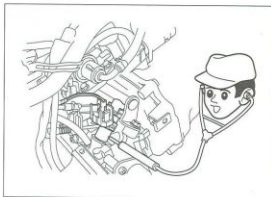


INJECTOR

INSPECTION

Start the engine and let it idle.
Confirm the injector operating sounds with a sounding rod or stethoscope.

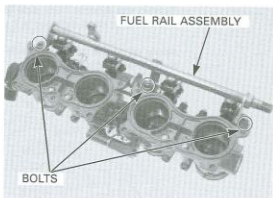
If the injector does not operate, replace the injector.



REMOVAL

Remove the throttle body (page 5-58).

Remove the bolts and fuel rail assembly.



Remove the injectors from the fuel rail.

