


Support the cylinder head above the work bench surface to prevent possible valve damage.

Install the valve spring with the tightly wound coils facing the combustion chamber.



Install the valve spring retainer.


Install the valve cotters using the special tool as shown.

**NOTE:**

To prevent loss of tension, do not compress the valve spring more than necessary.

**TOOLS:**


Valve spring compressor 07757-0010000  
Valve spring compressor attachment 07959-KM30101



Tap the valve stems gently with two plastic hammers as shown to seat the cotters firmly.

Install and tighten the spark plugs.

**TORQUE: 12 N·m (1.2 kgf·m, 9 lbf·ft)**



## CYLINDER HEAD INSTALLATION

Install the timing sprocket by aligning the wide teeth between the crankshaft and sprocket.

Install the cam chain.

