



INSTALLATION

Install the shift drum into the lower crankcase.




The shift forks have location marks:

- "R" for right
- "L" for left
- "C" for center



Install the shift forks into the shift drum guide groove with the identification marks facing toward the right side of the engine and insert the fork shaft.

**GEARSHIFT LINKAGE INSTALLATION**

Install the following:

- Washer
- Return spring
- Stopper arm
- Socket bolt

Tighten the stopper arm socket bolt to the specified torque.

TORQUE: 12 N·m (1.2 kgf·m, 9 lbf·ft)

