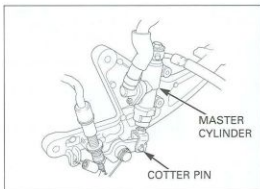


HYDRAULIC BRAKE

Remove and discard the brake pedal joint cotter pin.
Remove the joint pin.

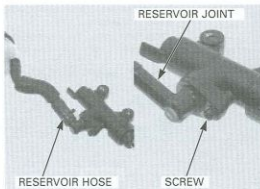
Remove the master cylinder mounting bolts, step guard and master cylinder.



DISASSEMBLY

Disconnect the reservoir hose from the reservoir hose joint.

Remove the screw and reservoir hose joint from the master cylinder.



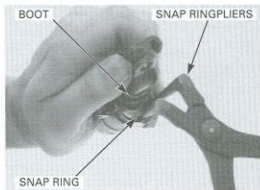
Remove the boot.

Remove the snap ring from the master cylinder body using the special tool as shown.

TOOL:

Snap ring pliers

07914-SA50001



Remove the push rod, master piston, primary cup and spring.

Clean the inside of the cylinder with brake fluid.

