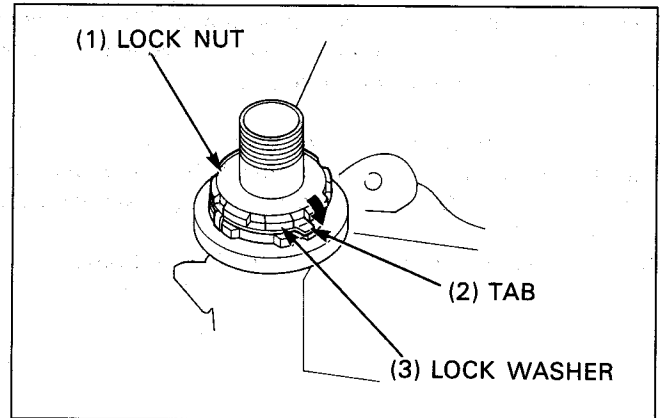


### Bearing Adjustment Nut Removal/Installation

Bend straight the tabs of the lock washer and remove the lock nut and lock washer.

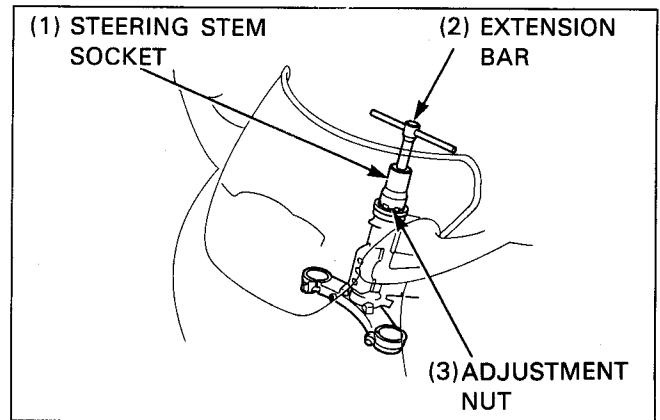


Remove the steering adjustment nut.

**S TOOL**

Steering stem socket  
Extension bar

07916-3710100  
07716-0020500



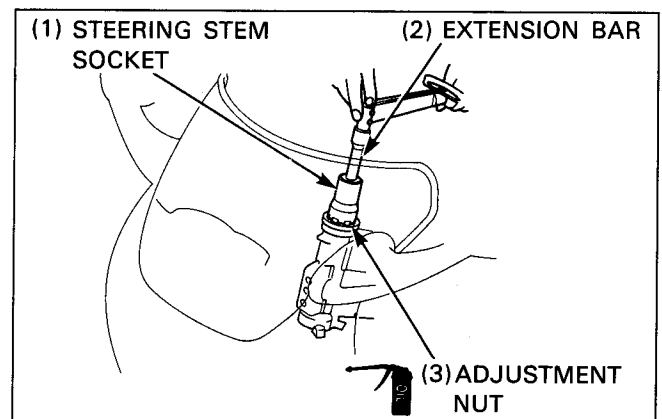
Apply clean engine oil to the steering adjustment nut threads and tighten the adjustment nut to the specified torque.

**S TOOL**

Steering stem socket  
Extension bar

07916-3710100  
07716-0020500

Torque: 25 N · m (2.5kg-m, 18 ft-lb )



Turn the steering stem lock to lock at least five times then retighten the steering adjustment nut to the specified torque.

