



FRAME/BODY PANELS/EXHAUST SYSTEM

2. Tighten the exhaust pipe mounting bolts/nut securely.

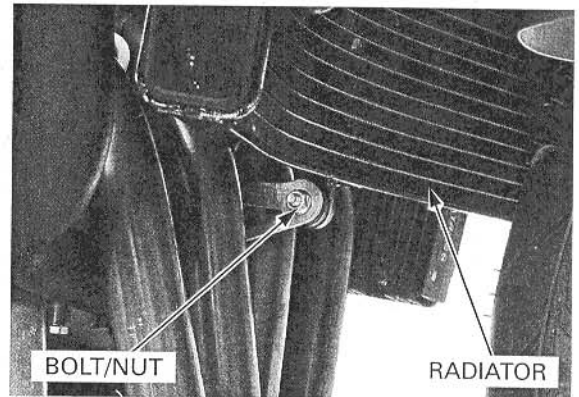


3. Tighten the muffler band flange bolts to the specified torque.

TORQUE: 23 N·m (2.3 kgf·m, 17 lbf·ft)



Install the radiator lower mounting bolt/nut and tighten the nut.



California type only: Route the O₂ sensor wire into the frame. Connect the O₂ sensor 4P (Natural) connectors.

Install the following:

- Upper cowl (page 3-12)
- Middle cowls (page 3-8)
- Lower cowls (page 3-6)

