


COOLING SYSTEM

Install the thermostat housing cover onto the housing.

Install and tighten the housing cover bolts to the specified torque.

TORQUE: 13 N·m (1.3 kgf·m, 10 lbf·ft)

Fill the system with the recommended coolant and bleed any air (page 7-6).



RADIATOR

REMOVAL

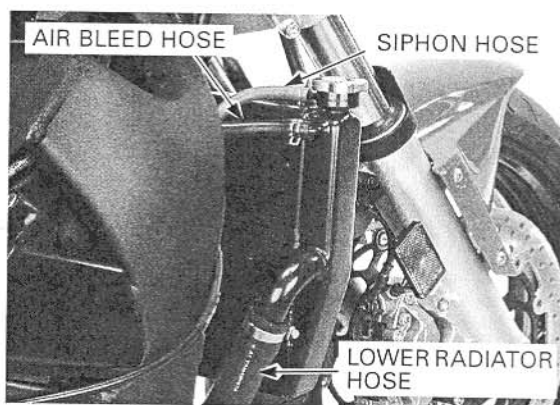
Remove the following:

- Lower cowls (page 3-6)
- Middle cowls (page 3-7)
- Upper cowl (page 3-9)

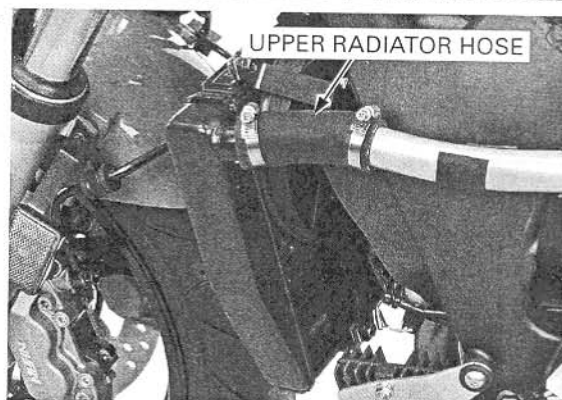
Drain the coolant (page 7-6).

Disconnect the siphon hose and air bleed hose from the radiator.

Loosen the hose clamp screw and disconnect the lower radiator hose.



Loosen the hose clamp screw and disconnect the upper radiator hose.



Disconnect the fan motor 2P (Black) connector.

