



ENGINE REMOVAL/INSTALLATION

Connect the radiator hose into the water pump and water hoses into the oil cooler. Tighten the hose clamp screws.



Connect the following:


- Cam pulse generator 2P (Natural) connector
- Side stand switch 2P (Green) connector
- Neutral switch connector



Install the drive sprocket, special bolt and washer.

Tighten the drive sprocket special bolt to the specified torque.

TORQUE: 54 N·m (5.5 kgf·m, 40 lbf·ft)



Install the guide plate, drive sprocket cover and tighten the bolts securely.

