


## CYLINDER HEAD/VALVES

Remove the socket bolts, cam chain tensioner lifter and gasket.




Remove the two 6 mm bolts.


Remove the ten 9 mm bolts/washers.

Remove the cylinder head.

*Loosen the 9 mm bolts in a criss-cross pattern in two or three steps.*



Remove the gasket and dowel pins.



Remove the following:

- Right crankcase cover (page 10-5)
- Starter clutch (page 10-17)

Remove the bolt, washer and cam chain guide A. Remove the socket bolt, cam chain tensioner A and washer.

