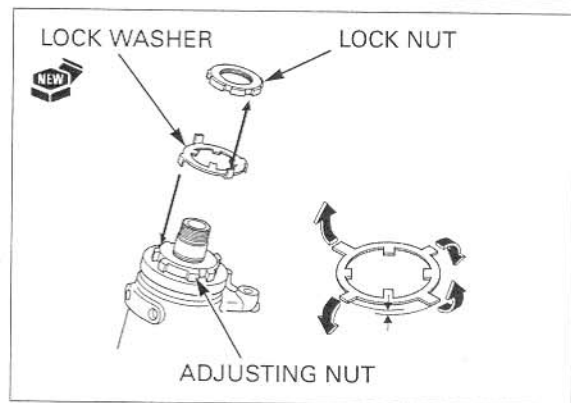



FRONT WHEEL/SUSPENSION/STEERING

Install the new lock washer onto the steering stem.
Align the tabs of the lock washer with the grooves in the adjusting nut and bend two opposite tabs (shorter) down into the adjusting nut groove.



Install and finger tighten the lock nut.
Hold the lock nut and further tighten the lock nut within 1/4 turn (90°) enough to align its grooves with the lock washer tabs.

Bend the lock washer tabs up into the lock nut grooves.




Install the front brake hose clamp and tighten the bolt to the specified torque.

TORQUE: 12 N·m (1.2 kgf·m, 9 lbf·ft)

Install the following:

- Handlebar (page 14-9)
- Fork legs (page 14-27)



Connect the ignition switch 4P (Natural) connector and clamp the wire band.

