


REAR WHEEL/SUSPENSION


DISASSEMBLY

Remove the bolts and brake disc.
Remove the right dust seal.




If you will be disassemble the driven flange, loosen the driven sprocket nuts and bolts before removing the driven flange from the wheel hub.

Remove the driven flange assembly from the left wheel hub.



Remove the wheel rubber dampers.
Remove the O-ring.



Driven flange bearing removal

Loosen the driven sprocket nuts.

Remove the driven flange from the wheel hub, then remove the driven sprocket nuts, sprocket and bolts.

Remove the dust seal.

