



## HYDRAULIC BRAKE


Remove the pad pins, pad spring and brake pads.



Clean the inside of the caliper especially around the caliper pistons.



Install the new brake pads.  
Install the pad spring with its arrow mark facing up as shown.  
Install the pad pins while pushing in the pad spring.



*Be careful not to damage the pads.* Install the brake caliper to the fork leg so that the disc is positioned between the pads.

Tighten the new brake caliper mounting bolts to the specified torque.

**TORQUE: 30 N·m (3.1 kgf·m, 22 lbf·ft)**

Tighten the pad pins to the specified torque.

**TORQUE: 18 N·m (1.8 kgf·m, 13 lbf·ft)**

