



HEADLIGHT

BULB REPLACEMENT

Disconnect the headlight bulb connector.
Remove the dust cover.



Unhook the bulb retainer and remove the headlight bulb/socket.




NOTICE

Avoid touching the halogen headlight bulb. Finger prints can create hot spots that cause a bulb to break.

Remove the headlight bulb from the socket.

Install a new bulb into the socket.

If you touch the bulb with your bare hands, clean it with a cloth moistened with denatured alcohol to prevent early bulb failure.



Install the new headlight bulb/socket aligning its tab with the groove in the headlight unit.

Hook the bulb retainer into the headlight unit groove.

