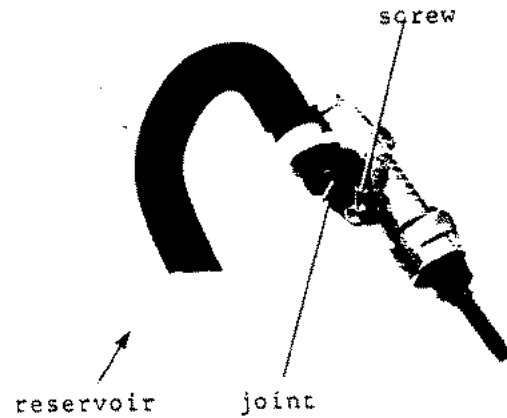


Separation

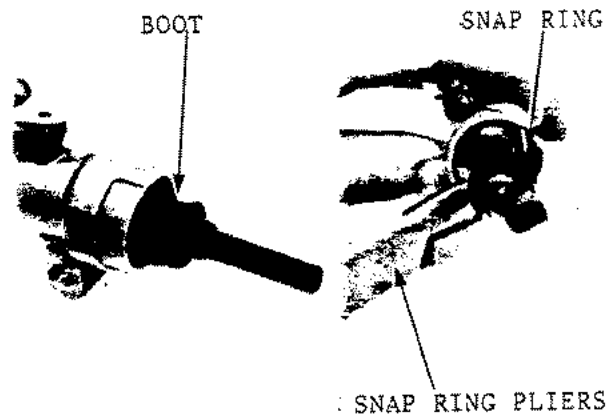
Remove screw and remove brake hose joint and reservoir from master cylinder



Remove boot and snap ring

Special tool: 07914-3230001

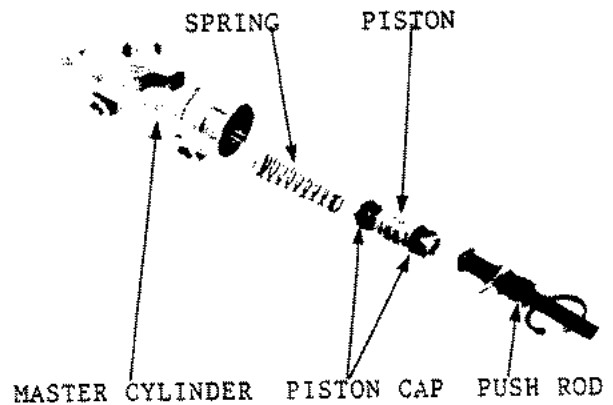
Snap ring pliers



Remove piston, piston cap and spring from master cylinder and clean master cylinder and reservoir of all brake fluid

* Clean removed parts with brake fluid and check that air can pass through each port
* Remove all foreign particles from separated parts

Inspect push rod for warpage damage



INSPECTION

Inspect master cylinder master piston movement and damage

Measure mater cylinder I.D

Service limit: 12.755mm (replace if above)

