


FUEL SYSTEM

Slide off the boots from the starting enrichment (SE) valve nuts.

Loosen the SE valve nuts and disconnect the choke cables from the front and rear carburetors.

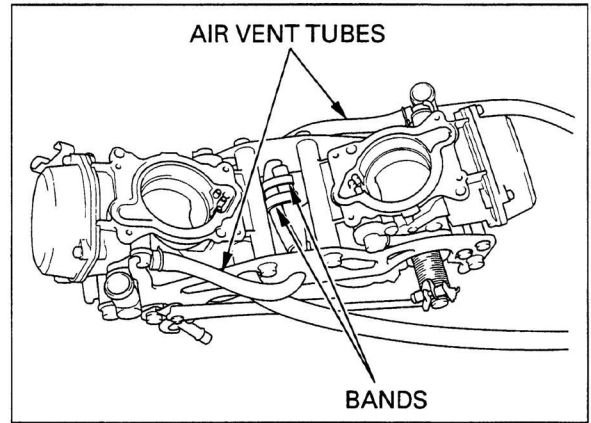


CARBURETOR SEPARATION


NOTE:

The vacuum chamber can be serviced without separating the carburetors.

Remove the air vent tubes and tube bands.



Remove the water joint hose.



Remove the cotter pins, washers and throttle link.

CAUTION:

Be careful not to bend or damage the throttle arm and link.

