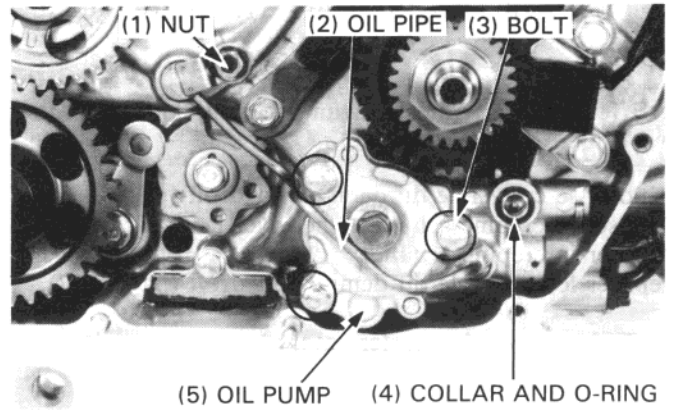



LUBRICATION

Remove the bolt and nut attaching the oil pipe and then the oil pipe.
Remove the collar and O-ring.
Remove the bolts attaching the oil pump and then the oil pump from the right crankcase.

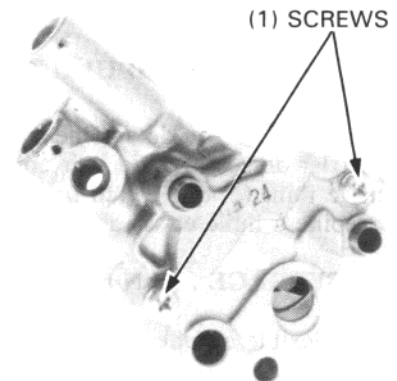


Remove the oil orifice and O-ring from the right crankcase.
Check that the oil orifice in the crankcase is clean by blowing through with compressed air.



DISASSEMBLY

Remove the oil pump screws.



Remove the oil pump body B.
Remove the inner and outer rotor Bs from the check valve housing.

