


LUBRICATION


Measure the clearance between the outer rotor A and the pump A body.

SERVICE LIMIT: 0.25 mm (0.010 in)




Measure the end clearance of pump A.

SERVICE LIMIT: 0.12 mm (0.005 in)



CHECK VALVE

Remove the cotter pin, washer, spring and check valve from the check valve housing.



Inspect the valve and check valve bore for scoring or contamination.
Clean, or replace, as necessary.

