



## LUBRICATION


Coat the new O-rings with engine oil and install them on the oil pipe.  
Install the oil pipe.



Tighten the oil pipe bolt and nut.



Install the oil pump driven gear over the oil pump shaft.  
Install the clutch (page 8-7).



### NOTE

After installation, support the motorcycle upright on firm, level ground and start the engine and let it idle for a minute. Loosen the oil pipe bolt on the right crankcase cover and check that the oil flows out.

Tighten the oil pipe bolt to the specified torque.  
**TORQUE: 12 N·m (1.2 kg-m, 9 ft-lb)**

