

MAINTENANCE

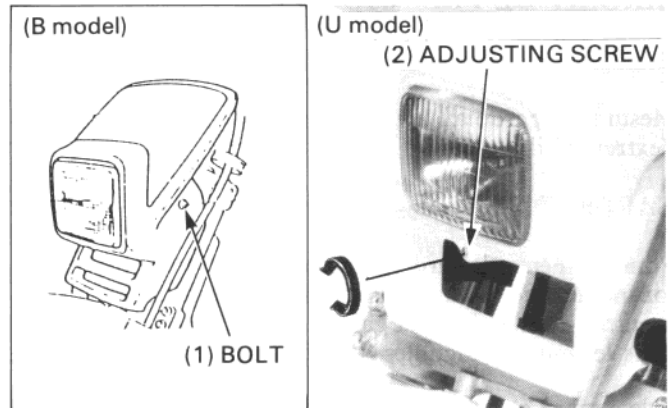
HEADLIGHT AIM

(B model)

Adjust the vertical beam by turning the headlight mounting bolts.

(U model)


Adjust the vertical beam by turning the adjusting screw on the headlight cover.



CLUTCH

Measure the clutch free play at the lever end.

FREE PLAY: 10–20 mm (3/8–3/4 in)



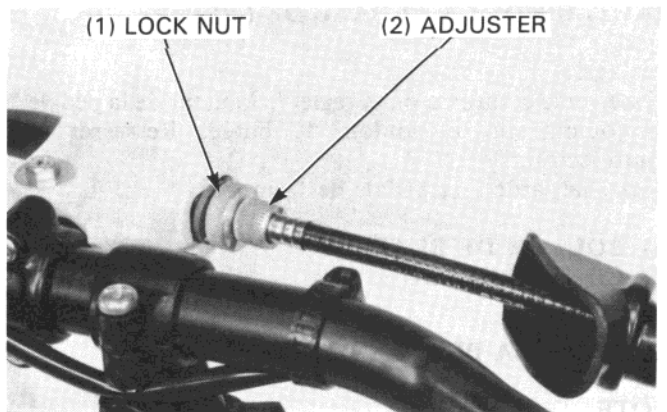
Adjust as follows:

Minor adjustments are made with the upper adjuster.

Pull the cover back.

Loosen the lock nut and turn the adjuster.

Tighten the lock nut and install the cover.



Major adjustments are made with the lower adjuster.

If major adjustment is required, turn the upper adjuster all the way in and back out 1 turn.

Loosen the lower lock nut and turn the adjusting nut.

Tighten the lock nuts.

Check the clutch operation.

